

## **Meth Crime Rises as Budget Axe Falls: Will Congress Cut Law Enforcement and Investments that Help Get Kids on the Right Track?**

A report from FIGHT CRIME: INVEST IN KIDS

**James Alan Fox, Ph.D.**, The Lipman Family Professor of Criminal Justice, Northeastern University

**David Kass**, Executive Director, FIGHT CRIME: INVEST IN KIDS

**William Christeson, M.H.S.**, Research Co-Director, FIGHT CRIME: INVEST IN KIDS

## Acknowledgements

FIGHT CRIME: INVEST IN KIDS is a national, bipartisan, nonprofit anti-crime organization. The national organization has a membership of more than 2,500 police chiefs, sheriffs, prosecutors, state Attorneys General, other law enforcement leaders, and violence survivors. The members take a hard-nosed look at what works – and what doesn't work – to prevent crime and violence. They then recommend effective strategies to state and national policy-makers.

FIGHT CRIME: INVEST IN KIDS is supported by tax-deductible contributions from foundations, individuals, and corporations. FIGHT CRIME: INVEST IN KIDS receives no funds from federal, state or local governments. Please visit our website for a list of our supporters.

This report was authored by James Alan Fox, Ph.D., David Kass, and William Christeson, M.H.S.

The following staff members of FIGHT CRIME: INVEST IN KIDS contributed to production of this report: Elizabeth Davies, Gabrielle Guzzardo, Michael Kharfen, Jennifer Perry, Michael Raia, Miriam Rollin, Stephanie Schaefer, and Lindsay Warner.

Cover photo courtesy of Drug Enforcement Administration (DEA) downloaded March 3, 2006 from:  
[http://www.dea.gov/photos/meth/ice\\_methamphetamine%20\\_pipe.jpg](http://www.dea.gov/photos/meth/ice_methamphetamine%20_pipe.jpg)

Publication Design by Elizabeth Kuehl.

Copyright © All Rights Reserved, 2006, Fight Crime: Invest in Kids, Washington, DC

## **Executive Summary**

The more than 2,500 police chiefs, sheriffs, prosecutors, state Attorneys General, other law enforcement leaders, and violence survivors of FIGHT CRIME: INVEST IN KIDS are determined to see that dangerous criminals are put behind bars. Today, one of the toughest crime challenges facing America's law enforcement is the methamphetamine epidemic. Like the crack epidemic of the 1980s, meth is sweeping much of the country leaving broken families, traumatized communities and an increase in crimes committed by meth addicts. The number of meth addicts has recently doubled. FIGHT CRIME: INVEST IN KIDS analyzed the best available data and research, and provides the first national estimate on crime committed by meth addicts: property and violent crimes doubled to six million crimes in 2004 compared to 2002. Despite the new laws and enforcement efforts to shut down home labs, meth addiction is spreading as new, more potent, crystal meth is moving in from Mexico.

While the wave of meth abuse and meth-related crime continues to sweep eastward across the country, Congress is debating severe budget cuts to law enforcement and investments in children proven to prevent crime. America's anti-crime arsenal contains no more powerful weapons than crime fighters on our streets and in our courts and proven prevention programs such as Head Start, pre-kindergarten, and educational child care; child abuse and neglect prevention; effective youth development activities for the after-school and summer hours; and intervention programs to help troubled kids.

### **Addicts using meth have doubled, so have the number of crimes they commit**

From 2002 to 2004, the number of addicts using meth doubled from 63,000 to 130,000, according to the U.S. Department of Health & Human Services. Using figures from a review of the research on addicts and crime by the National Center on Addiction and Substance Abuse, FIGHT CRIME: INVEST IN KIDS conservatively estimates that addicts using meth committed six million crimes in 2004 – more than double the three million crimes in 2002. The continued spread of methamphetamine addiction is confirmed by other data. For example, 40 percent of law enforcement agencies in 2004 cite meth as the leading drug problem, up from 32 percent in 2002. Local officials also cite specific examples: in Spokane, Wash., meth users commit 70 percent of burglaries, 80 percent of vehicle thefts, and 95 percent of credit card frauds. In Oregon, meth users account for 85 percent of burglaries.

### **Severe budget cuts are proposed for law enforcement and prevention programs**

Despite the meth-related crime spike in many localities, Congress is considering adopting the Administration's budget proposal that would make sharp cuts to law enforcement and huge cuts

in programs proven to reduce crime by helping children get a solid start in life. The law enforcement cuts include: an almost 80 percent cut in Community Oriented Policing Services (COPS) and elimination of the Byrne Justice Assistance Grants (over \$400 million) that support law enforcement agencies. Hundreds of thousands of at-risk children would lose Head Start, child care, after-school and juvenile delinquency intervention. At the end of five years, one out of seven children would be cut from Head Start, one out of five from child care and one out of 10 from after-school programs. The proposed budget would lock in cuts through a “five-year cap” to these programs and others – such as law enforcement, education, health and nutrition. Nationally, cuts to early education and after-school programs in 2011 alone would include:

- 130,000 children cut from Head Start,
- 400,000 children cut from child care, and
- 140,000 children cut from after-school programs.

Juvenile delinquency interventions would also be cut nearly in half in one year alone. Finally, federal foster care funding would be capped at a time when many communities are facing increases in “meth orphans” as crystal meth claims their parents.

## Wrong cuts at the wrong time

The budget cuts being debated in Congress are severe and unwise. They would weaken law enforcement and place more children at risk of becoming criminals at a time when communities across America are facing a rising wave of methamphetamine addiction.

# The Methamphetamine Epidemic is a Continuing Threat

The wave of methamphetamine addiction is continuing its sweep eastward across the country. It is picking up new addicts, increasing the number of burglaries and other crimes tied to methamphetamine in many communities, flooding emergency rooms, and producing additional “meth orphans” who need care because their parents have become caught up in this epidemic.

## A doubling of addiction is producing an estimated six million crimes a year

According to data from the National Survey on Drug Use and Health conducted by the U.S. Department of Health and Human Services, the number of methamphetamine users addicted to stimulants has more than doubled. The survey found, “Past month methamphetamine users meeting criteria for stimulant abuse or dependence increased from 63,000 in 2002 to 130,000 in 2004.”<sup>1</sup>

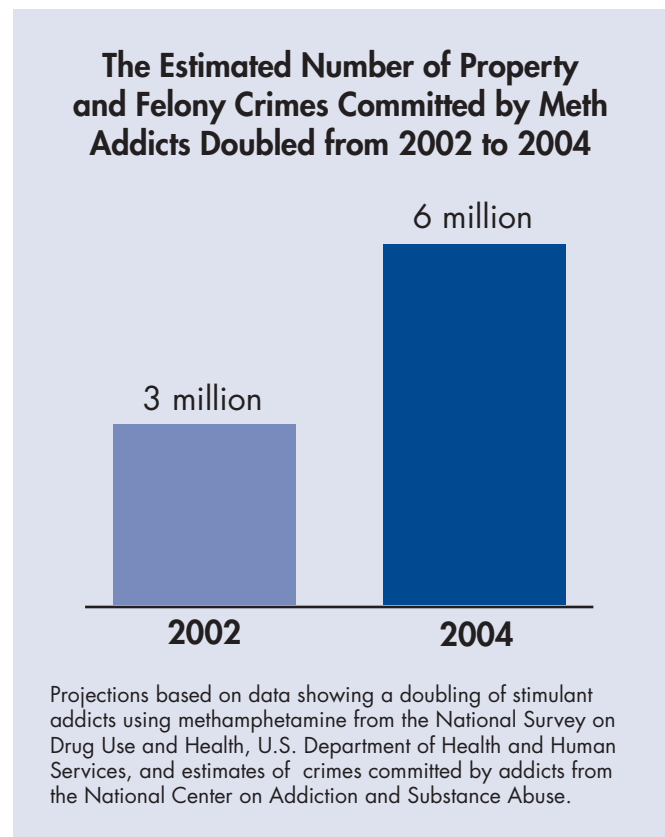
There are no current studies of how many crimes on average methamphetamine addicts commit,<sup>2</sup> but the National Center on Addiction and Substance Abuse reviewed studies of drug addicts and found that “estimates of property and violent crimes committed by active drug addicts range from 89 to 191 per year.” The Center concluded that a conservative estimate would be 100 crimes a year per addict.<sup>3</sup>

To be even more conservative, FIGHT CRIME:

INVEST IN KIDS estimates that the methamphetamine users addicted to stimulants are committing on average only 50 crimes a year, instead of 100. That equals:

- 3 million property and violent crimes in 2002;
- 6 million such crimes in 2004.<sup>4</sup>

This conservative estimate of crimes for 2004 offered by FIGHT CRIME: INVEST IN KIDS does not



take into account the likely increase over the last two years in the number of methamphetamine addicts as crystal meth – the more addictive form of the drug – becomes more commonly used. Nor does it account for the spreading networks of major meth dealers who continue to extend their reach into the Eastern United States in 2006.

### Success in closing small labs in many states is being met by the spread of crystal meth from major labs in Mexico

Restricting the sale of cold pills and increased law enforcement efforts have proved to be an effective way to close local labs in many states across the United States.<sup>5</sup> It has not stopped, however, the high levels of addiction to methamphetamine.

- Oklahoma became a model for the nation in 2004 when it restricted the sale of cold pills used to make methamphetamine. The number of local labs dropped dramatically but Mayes County Sheriff Lt. Charles Smallwood reports, “We started seeing commercial methamphetamine almost immediately. ... The Mexican meth sold in Oklahoma is increasingly potent. Drugs seized by federal agents during the first six months of [2005] averaged 75 percent pure, up from 37 percent pure from two years ago.”<sup>6</sup>
- In Iowa, after putting restrictions on cold pill sales, local methamphetamine lab seizures dropped from 120 a month to 20.<sup>7</sup> However, meth abuse continues in the state:

When Mr. Van Haaften, director of the Governor’s Office of Drug Control Policy, surveyed the local police, 74 percent said that the law had not changed demand, and 61 percent said supply had remained steady or increased.

In a survey of treatment professionals, 92 percent said they had seen as many or more methamphetamine addicts; the state treated 6,000 in 2005 and expects to treat more than 7,000 this year, based on current trends. ...

While seizures of powdered methamphetamine declined to 4,572 in 2005 from 6,488 in 2001, seizures of crystal methamphetamine increased to 2,025 from one.<sup>8</sup>

- Nationally, Oklahoma and Iowa are not alone in seeing the rising purity of methamphetamine increase the risk that users of meth will more quickly become addicts.

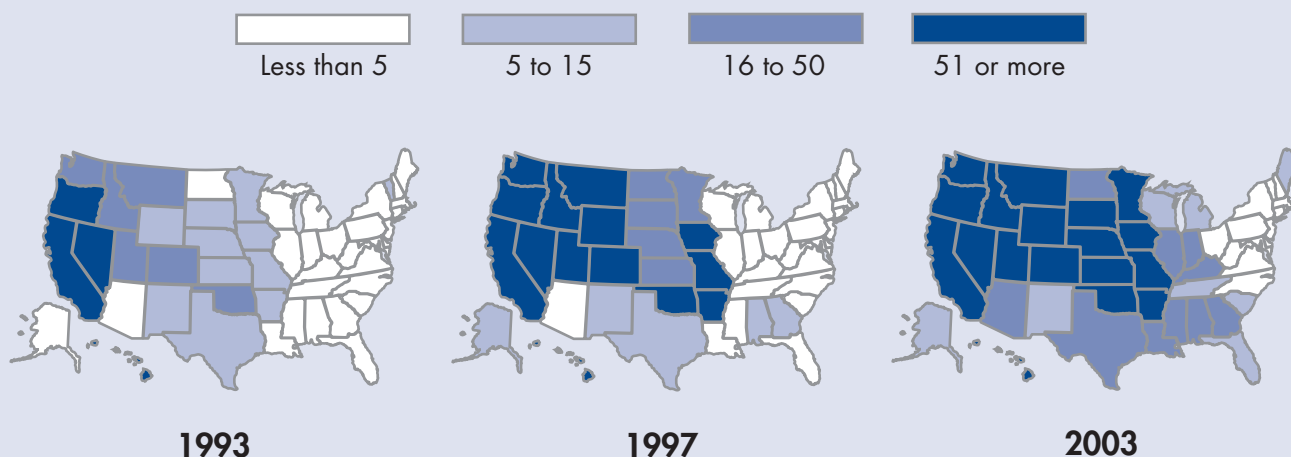
The purity of meth seized by federal agents across the nation has been rising since 1999, *The Oregonian’s* analysis of [Drug Enforcement Administration] data has found. ... Meth seized nationally now tests 70 percent to 80 percent pure on average, almost double the level just six years ago. The increase in purity was steady and widespread, from Oregon and California to Texas and Florida.<sup>9</sup>

“In many states, methamphetamine has become the number one drug threat facing state and local law enforcement.”

- From a letter to Congress on January 27, 2006 from the National Association of Attorneys General

## The Wave of Meth Addiction

Number of meth and amphetamine users in rehab per 100,000 state residents age 12 or older for 1993, 1997, and 2003 (the last year for which data is available for all 50 states).



U.S. Department of Health and Human Services, Substance Abuse and Mental Health Services Administration, Treatment Episode Data Set (TEDS data 1993-2003, Table 2.8b, and DASIS Report Issue 9, 2006)

### Burglaries linked to methamphetamine abuse

In states already hit hard by the methamphetamine epidemic, the rise in burglaries and identity theft crimes are taking a toll on local communities:

- Lt. Darrell Toombs of the Spokane Police Department Special Investigations Unit reports that methamphetamine use is responsible for 70 percent of burglaries, 80 percent of vehicle thefts, and 95 percent of credit card frauds in their city.<sup>10</sup>
- Oregon Gov. Ted Kulongoski reported that methamphetamine abuse is a “factor in over 85 percent of property and identity theft crimes in Oregon.”<sup>11</sup>
- Lt. Jerry Furness of the Buchanan County Sheriff’s Department, who represents the county on the Iowa drug task force, said, “Our burglaries have just skyrocketed. The state asks how the decrease in meth labs has reduced

danger to citizens, and it has, as far as potential explosions. But we’ve had a lot of burglaries where the occupants are home at the time, and that’s probably more of a risk.”<sup>12</sup>

- Sheriff John Whetsel from Oklahoma City cites persistent methamphetamine abuse, despite reductions in lab seizures, as the reason his county jail is filled to capacity. The jail has 2,850 inmates – all the fire marshal will allow. That is 40 percent more than in 2000.<sup>13</sup>

### Methamphetamine addiction is spreading from West to East

U.S. Attorney General Alberto Gonzales testified before Congress on January 23rd, 2006, that, “According to our most recent national data, 583,000 people are ‘current’ users of meth – having used the drug sometime within the 30 days before being surveyed. Over the previous year, 1.4 million people had used meth.”<sup>14</sup> From its origins among West Coast biker gangs, use of methamphetamine has spread rapidly across the United States.

### 2000 to 2003\*: Arrestees Testing Positive for Methamphetamine

(selected counties shown by largest city)

	2000	2003
Honolulu, HI	36%	40%
Phoenix, AZ	19%	38%
Sacramento, CA	29%	38%
San Jose, CA	22%	37%
San Diego, CA	26%	36%
Spokane, WA	20%	32%
Las Vegas, NV	18%	29%
Des Moines, IA	19%	28%
Salt Lake City, UT	17%	26%
Portland, OR	21%	25%
Omaha, NE	11%	21%

\*The Justice Department stopped collecting this data after 2003.

Arrestee Drug Abuse Monitoring (ADAM) system,  
U.S. Dept. of Justice

Until 2003, the U.S. Department of Justice collected data through the Arrestee Drug Abuse Monitoring (ADAM) program on detainees testing positive for drug use. Although the data is no longer collected, it clearly showed the rise in methamphetamine use among detainees from 2000 to 2003. The

2003 data showed that methamphetamine was not yet a significant problem in major East Coast cities. In selected counties surrounding major western and midwestern cities, the growth in use is well-documented by the ADAM data from 2000 to 2003.<sup>15</sup>

### Nationwide admissions for treatment of methamphetamine abuse have increased more than five fold from 1993 to 2003

The U.S. Department of Health and Human Services collects data from around the country on admissions to substance abuse treatment facilities through the Treatment Episode Data Set (TEDS) system. The number of people seeking treatment for methamphetamine abuse has risen in nine out of the last 10 years from 20,776 in 1993 to 116,595 in 2003.<sup>16</sup>

### Other indications that methamphetamine addiction continues to be a threat

More law enforcement and emergency room personnel are confronting methamphetamine addiction:

### Nationwide Admissions for Treatment of Methamphetamine Addiction



U.S. Department of Health and Human Services, Treatment Episode Data Sets (TEDS)



## The Walk Away Drug:

Before she left, 18-year-old Samantha Zeller stole across the silence of a suburban home and taped a note to her mother's bedroom door. "I love you, don't worry," she wrote. When Rhonda Zeller awoke, she found her daughter had left something else behind: her 1-year-old son. Samantha reappeared the day he turned 2, only to walk out again while the birthday boy cried for his mother to stay.

Each time she left, he would stand at the door screaming, "Mommy, no, don't go, please don't go." She would go anyway.

"That's when I knew how horrible this drug must be," Rhonda said. "She loved him more than life."

The drug was methamphetamine. Judges and child-protection workers call it the scourge of parenthood. They label it the "walk away" drug, because that's what parents do.

- David Olinger, December 28, 2004,  
Meth Crisis Soars in Colorado: Addicted parents neglect or abandon kids, *Denver Post*

- In 2002, a nationally representative survey showed that 32 percent of law enforcement agencies listed methamphetamine as their number one drug problem. By 2004, 40 percent cited it as their number one problem, more than for any other abused substance. In 2004, one-third of all law enforcement agencies also identified methamphetamine as the drug that most contributes to both property and violent crimes in their jurisdictions.<sup>17</sup>

- In late 2005, the National Association of Counties (NACo) "contacted county public hospital or regional hospital emergency rooms in 48 states. Two hundred responses were received from hospital emergency room officials in 39 states." The survey found that 47 percent of the responding hospitals reported methamphetamine as the top illicit drug involved in emergency room visits. Marijuana abuse came in second at 16 percent. Sixty-eight percent of hospitals reported increases in the last three years

for emergency room visits involving methamphetamine.<sup>18</sup>

### A continuing threat to children

Much of the focus on children and methamphetamine has been on children exposed to the toxic chemicals in meth labs. But a continuing problem, especially now that many small labs are being shut down, is the child abuse or neglect that often comes with their parents' addiction to methamphetamine. More and more "meth orphans" are beginning to show up in the foster care systems in some states.

- Oregon's demand for foster care homes shot up 11 percent from 2003 to 2004, with more than half of all children coming from meth-involved households.<sup>19</sup>
- Montana's number of children in foster care went up 17 percent in the two and a half years before August 2005.<sup>20</sup>

- A careful study of ongoing child welfare cases in southwest Iowa where lab seizures were down found that “of 1,469 child abuse cases examined in 2003, 720 involved parental meth use. In 2005, 781 of 1,605 cases involved parental meth use. Both account for about half of the cases handled in that area.”<sup>21</sup>

With safety and proper care, the children of meth addicts can thrive. But they will need more intensive support. If the parents can conquer their addiction and are trained in how to better care for their children, they can provide the additional support the children will need. Otherwise, relatives or foster care and adoptive parents must step in to parent these children.

# Proposed Budget Cuts Reduce the Ability of Communities to Fight Crime

Despite the meth-related crime spike in many communities, Congress will be considering the Administration's budget proposal that would make sharp cuts to law enforcement, cut juvenile justice prevention and intervention funding nearly in half, and make huge cuts in programs proven to reduce crime by helping children get a solid start in life. Foster care funding would also be capped under current proposals.

## Cuts to law enforcement

The proposed law enforcement cuts include an almost 80 percent cut of \$380 million to Community Oriented Policing Services (COPS) for next year alone. COPS helps place more police on the streets in communities nationwide.

From fiscal year 2007 to fiscal year 2011, cuts to COPS are projected to total over \$2 billion dollars. The Byrne Justice Assistance Grants (JAG), which "allow states and local governments to support a broad range of activities to prevent and control crime,"<sup>22</sup> received over \$400 million last year. This year JAG is slated for elimination.<sup>23</sup> These cuts come on top of significant funding reductions over the last several years. For example, Justice Assistance Grants were cut by 35 percent and COPS funds were cut by almost a quarter in FY06 compared to FY05.<sup>24</sup>

## Cuts to juvenile justice funding for prevention efforts

In fiscal year 2007, proposed overall juvenile justice funding in the U.S. Department of Justice would be cut 43 percent, from \$309 million to \$176 million. For example, the \$50 million allocated for Juvenile Accountability Block Grants (JABG) in 2006 would be eliminated. JABG funds local efforts to prevent juvenile offenders from becoming career criminals. The \$10 million in funding for mentoring would also be eliminated.<sup>25</sup>

The U.S. Department of Justice's Office of Juvenile Justice and Delinquency Prevention (OJJDP) was already cut from \$6.8 million in 2003 to \$700,000 in last year's budget.<sup>26</sup> OJJDP has been very active across the United States, researching, offering technical assistance, and often directly funding effective approaches to reduce juvenile crime. Successful programs that have been highlighted by OJJDP include:

- **Gangs and High-Risk Youth Interventions:** Using initiatives that target very high-risk youths for effective supervision and intervention, Boston and Philadelphia rapidly reduced violent crime by gang members and other troubled youths. After Boston adopted its collaborative city-wide anti-gang effort, youth homicides dropped by two-thirds.<sup>27</sup> In the two Philadelphia police

districts where the Philadelphia collaborative approach was first implemented, youth homicides dropped twice as fast as in the rest of Philadelphia.<sup>28</sup> The Administration is calling for an increased focus on gang and troubled youth crime prevention, but it is not clear yet whether this amounts to any net increase in funding for this area given the severe cuts to juvenile crime prevention and intervention funding.<sup>29</sup>

- **Helping Families Reduce Arrests of Their Troubled Teens:** Three similar family intervention programs help serious and violent juvenile offenders avoid continued crime. The programs each systematically provide the parents or foster parents of these youths with effective tools to better manage the children’s behaviors. Research shows that new arrests of youths in these programs have been cut by as much as half compared to youths not receiving this help.<sup>30</sup>

Eliminating \$50 million in JABG funding and cutting overall juvenile justice funding nearly in half would sharply curtail the ability of localities across America to fund the successful crime prevention programs identified by OJJDP and others.

### Other programs that prevent crime are facing large cuts

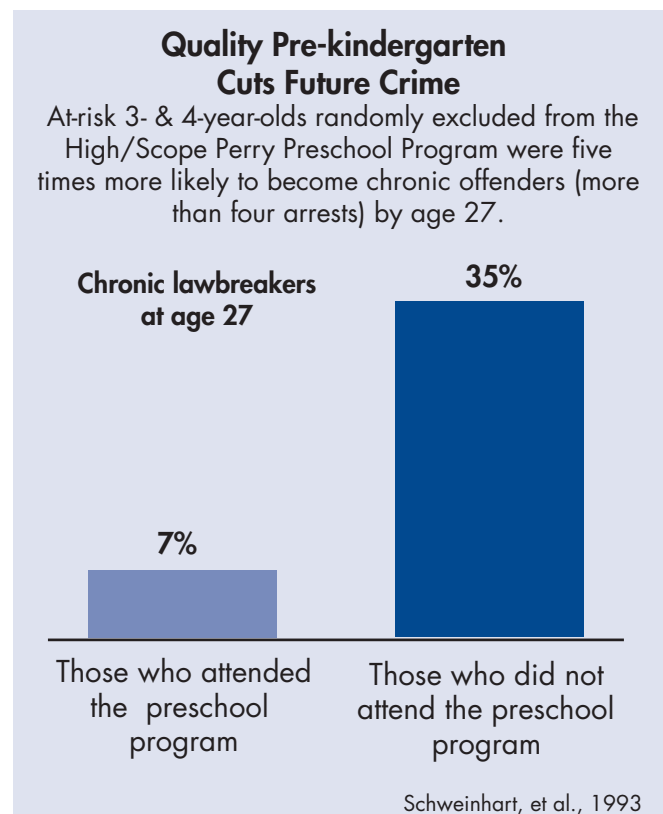
In the fifth year alone, one in seven children being served by Head Start, one in five children receiving child care assistance, and one in 10 children being served by after-school programs would be cut from those programs.

According to the Administration’s own estimates (in the FY05 budget), 300,000 more kids were served by CCDBG in 2003 than are served today.<sup>31</sup> Head Start and 21st Century Community Learning Centers have not

received funding increases for several years and actually saw \$189 million and \$25 million decreases, respectively, from FY05 to FY06 due to inflation and a one percent across-the-board cut.<sup>32</sup>

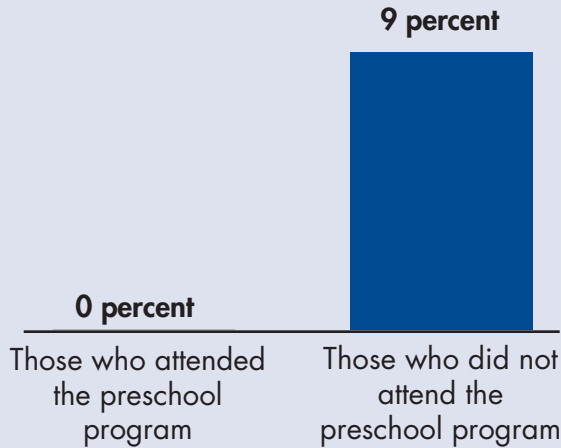
The research shows the potential of these programs to help children stay on the right track and dramatically reduce crime:

- One landmark study of the High Scope Perry Preschool program showed that being excluded from a pre-kindergarten program multiplied by five times the risk that an at-risk child would grow up to be arrested five or more times by age 27. By early adulthood, the children not in the program were almost three times more likely to commit a drug crime, compared to those in the preschool program. By age 40, nine percent of those not in the program were using heroin, while none of those who had been in the pre-k program were using heroin.<sup>33</sup> Other studies, such as ones conducted on the Chicago Child-



### Quality Preschool Cuts Future Heroin Use

Nine percent of at-risk 3- and 4-year-olds randomly excluded from the High/Scope Perry Preschool program were using heroin at age 40. None of the children who received the program were using heroin then.



Schweinhart, 2004

Parent Centers, confirm that pre-kindergarten programs can dramatically reduce crime.<sup>34</sup>

- After-school programs can make a difference during the “prime time for juvenile crime” from 3:00 to 6:00 PM. Boys and Girls Clubs have a long history of delivering results.<sup>35</sup> In one study conducted in several U.S. cities, five housing projects without Boys & Girls Clubs were compared to five receiving new clubs. At the beginning, drug activity and vandalism were the same. But by the time the study ended, the projects without the programs had 50 percent more vandalism and scored 37 percent worse on drug activity.

### The cuts would increase over time

Cuts to Head Start, after-school, and child care programs would increase over time such that, during the fifth year of the cuts alone, 130,000 children would be cut from Head Start, 400,000 children would be cut from child care, and 140,000 children would be cut from after-school programs.<sup>36</sup>

### The proposed cap on foster care is dangerous

For over 25 years, the federal government has maintained a commitment of assistance for each eligible abused or neglected child who needs a safe foster home. When the number of children needing a foster home increases, the federal government matches the states’ help for each eligible child. Now, that national commitment may be abandoned, substituted with federal payments to states that would have rigid limits. The proposed cap in almost all cases would not budge even when child abuse caseloads surge due to the meth epidemic or other reasons.<sup>37</sup>

More than three-quarters of the states had an increase in demand for foster care in at least one of the four years from 1999 to 2003 for which federal data is available. Six states, including New Jersey and Texas, had at least a third more children in foster care at the end of the four years.<sup>38</sup> As previously noted, more recent state data show that Oregon’s need for foster care homes is up 11 percent from 2003 to 2004,<sup>39</sup> and Montana’s need for foster care recently went up 17 percent in just two and a half years.<sup>40</sup>

For children who are victims of severe abuse or neglect, safe kinship or other foster care homes are essential to protect the children from further harm. Research shows that almost four

### Impact of Proposed Cuts in Fiscal Year 2011

Program	Proportion Cut	# of Kids Cut
Head Start	Almost 1 in 7	130,000
Child Care	Almost 1 in 5	400,000
After-school	Almost 1 in 10	140,000

Based on the Administration's FY 07 budget, and Office of Management and Budget projections

out of 10 of the children who are re-abused or neglected rather than put in safe foster homes will become violent criminals.<sup>41</sup>

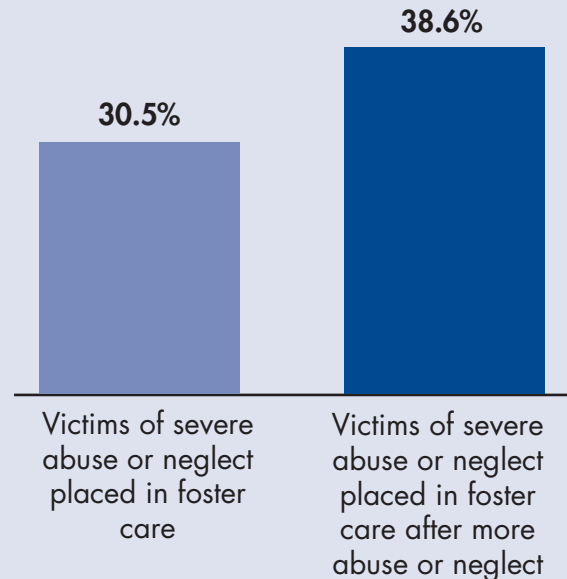
## Evidence that investing in kids can save Americans money

Failing to invest wisely in what can work to prevent crime would cost Americans dearly:

- Each high-risk juvenile prevented from adopting a life of crime could save the country between \$1.7 million and \$2.3 million.<sup>42</sup>
- The Perry Preschool Program cut crime, welfare, and other costs so much that it saved Americans more than \$17 for every \$1 invested (including more than \$11 in crime savings).<sup>43</sup>
- Because of the sharp drops in new crimes, net savings to the public from successful family therapy programs for serious juvenile delinquents that JABG can fund ranged from \$9,000 to \$31,000 for every teen placed in the programs.<sup>44</sup>

### Continued Abuse Creates Violent Criminals

Seriously abused or neglected children left in dangerous homes, who have to be placed in foster care after being re-abused or neglected, are 27% more likely to become violent criminals than children placed directly in foster care.



English, Widom, and Brandford, 2003

## Conclusion

Many law enforcement agencies are already stretched thin as they struggle to protect communities from crimes of methamphetamine addicts and other criminals. The number of addicts using methamphetamine doubled from 2002 to 2004 and so have their crimes. In 2004, meth addicts committed an estimated 6 million crimes.

Proposed cuts to federal funding for law enforcement, juvenile crime prevention, and programs for children are dangerous. The over 2,500 members of FIGHT CRIME: INVEST IN KIDS know that wise investments in children save taxpayer dollars while they prevent crime. If the proposed budget cuts for this year and following years are approved, hundreds of thousands of at-risk children would be

sentenced to a lifetime of lost opportunity. Families throughout America would be placed at greater risk from crime and would be unnecessarily subjected to the agony that crime so often leaves in its wake. The members of FIGHT CRIME: INVEST IN KIDS believe in being fiscally responsible and balancing our budget. That's why in the wake of the meth epidemic, cuts to law enforcement and targeted investments in children are the wrong priorities and would cause us to pay dearly later in crime costs and in victims' lives.

Cutting both crime prevention investments and law enforcement funding, as the current federal budget proposals would do, ensures our communities would be less safe, year after year.

## Endnotes

- 1 Substance Abuse and Mental Health Services Administration, (September 16, 2005). *National Survey on Drug Use and Health Methamphetamine Use, Abuse, and Dependence: 2002, 2003, and 2004*. Retrieved February 22, 2006 from: <http://oas.samhsa.gov/2k5/meth/meth.htm>
- 2 An electronic search and discussions with criminologists, researchers and journalists, including Hung-en Sung from the National Center on Addiction and Substance Abuse, Mark Kleiman of the University of California at Los Angeles, and Steve Suo of the Oregonian, produced no study of the average number of crimes committed by methamphetamine addicts.
- 3 Califano, J.A., (January, 1998) foreword in *Behind bars: Substance abuse and America's prison population*, New York, National Center on Addiction and Substance Abuse At Columbia University
- 4 The actual calculations are: (63,000 x 50 = 3,150,000), and (130,000 x 50 = 6,500,000). We rounded those figures off to 3 million and 6 million. They are based on data from: Substance Abuse and Mental Health Services Administration, (September 16, 2005). *National Survey on Drug Use and Health Methamphetamine Use, Abuse, and Dependence: 2002, 2003, and 2004*. Retrieved February 22, 2006 from: <http://oas.samhsa.gov/2k5/meth/meth.htm>, and Califano, J.A., (January, 1998) foreword in *Behind bars: Substance abuse and America's prison population*, New York, National Center on Addiction and Substance Abuse At Columbia University
- 5 For example, see: Byker, C. (2006) *The Meth Epidemic*, Public Broadcasting Service, *Frontline*. Transcript downloaded on March 2, 2006 from <http://www.pbs.org/wgbh/pages/frontline/meth/etc/script.html>; Zernike, K., (January 18, 2006). Potent Mexican meth floods in as states curb domestic variety, *The New York Times*, retrieved on February 23, 2006 from <http://www.nytimes.com/2006/01/23/national/23meth.html?ex=1295672400&en=c8c56f8126a0a649&ei=5088&partner=rssnyt&emc=rss>; and Suo, S., (September 25, 2005). As laws dry up home meth labs, Mexican cartels flood U.S. Market, *The Oregonian*. Retrieved online from [http://www.oregonlive.com/printer/printer.ssf?/base/front\\_page/1127559319271250.xml&coll=7](http://www.oregonlive.com/printer/printer.ssf?/base/front_page/1127559319271250.xml&coll=7)
- 6 Suo, S., (September 25, 2005). As laws dry up home meth labs, Mexican cartels flood U.S. Market, *The Oregonian*. Retrieved online from [http://www.oregonlive.com/printer/printer.ssf?/base/front\\_page/1127559319271250.xml&coll=7](http://www.oregonlive.com/printer/printer.ssf?/base/front_page/1127559319271250.xml&coll=7)
- 7 Zernike, K., (January 18, 2006). Potent Mexican meth floods in as states curb domestic variety, *The New York Times*, retrieved on February 23, 2006 from <http://www.nytimes.com/2006/01/23/national/23meth.html?ex=1295672400&en=c8c56f8126a0a649&ei=5088&partner=rssnyt&emc=rss>
- 8 Zernike, K., (January 18, 2006). Potent Mexican meth floods in as states curb domestic variety, *The New York Times*, retrieved on February 23, 2006 from <http://www.nytimes.com/2006/01/23/national/23meth.html?ex=1295672400&en=c8c56f8126a0a649&ei=5088&partner=rssnyt&emc=rss>
- 9 Suo, S., (September 25, 2005). As laws dry up home meth labs, Mexican cartels flood U.S. Market, *The Oregonian*. Retrieved online from [http://www.oregonlive.com/printer/printer.ssf?/base/front\\_page/1127559319271250.xml&coll=7](http://www.oregonlive.com/printer/printer.ssf?/base/front_page/1127559319271250.xml&coll=7)
- 10 <http://www.methwatchwa.com/news.htm> for three figures
- 11 Kulongoski, T., (October 1, 2004), *Remarks by Governor Ted Kulongoski Announcing Task Force Recommendations to Crush Meth*, Salem OR, Governor's office, Retrieved February 24, 2006 from [http://governor.oregon.gov/Gov/speech/speech\\_100104.shtml](http://governor.oregon.gov/Gov/speech/speech_100104.shtml)
- 12 Zernike, K., (January 18, 2006). Potent Mexican meth floods in as states curb domestic variety, *The New York Times*, retrieved on February 23, 2006 from <http://www.nytimes.com/2006/01/23/national/23meth.html?ex=1295672400&en=c8c56f8126a0a649&ei=5088&partner=rssnyt&emc=rss>
- 13 Suo, S., (September 25, 2005). As laws dry up home meth labs, Mexican cartels flood U.S. Market, *The Oregonian*. Retrieved online from [http://www.oregonlive.com/printer/printer.ssf?/base/front\\_page/1127559319271250.xml&coll=7](http://www.oregonlive.com/printer/printer.ssf?/base/front_page/1127559319271250.xml&coll=7)
- 14 Gonzales, A.R., (January 23, 2006) Prepared remarks for the Senators' National Town Hall on Methamphetamine Awareness and Prevention, Washington D.C. Retrieved on February 23 from [http://www.usdoj.gov/ag/speeches/2006/ag\\_speech\\_060123.html](http://www.usdoj.gov/ag/speeches/2006/ag_speech_060123.html)
- 15 National Institute of Justice, *2000 Arrestee Drug Abuse Monitoring: Annual Report; and Drug and Alcohol Use and Related Matters Among Arrestees, 2003*. Washington D.C. Arrestee Drug Abuse Monitoring System, U.S. Department of Justice. Retrieved from the website on March 3, 2006 <http://www.ojp.usdoj.gov/nij/adam/welcome.html>
- 16 This data and the data for multi-year data for the graph on this data are from: U.S. Department of Health and Human Services, *Table 2.1a Admissions by primary substance of abuse: TEDS 1993-2003*. Washington, D.C. Treatment Episode Data System, Substance and Mental Health Services Administration, retrieved from this website on March, 3, 2006 [http://www.dasis.samhsa.gov/teds03/teds\\_03\\_tbl2.1a.htm](http://www.dasis.samhsa.gov/teds03/teds_03_tbl2.1a.htm). In a report released March 2, 2006, SAMSHA used figures for methamphetamine and amphetamine treatment. Those figures for 1993 were approximately 28,000 treatment admissions, and the 2003 number was "nearly 136,000" admissions. That should not be mistaken for methamphetamine treatment alone. That new report is: Department of Health and Human Services, *Trends in Methamphetamine/Amphetamine Admission to treatment 1993-2003*. Washington, D.C. Treatment Episode Data System, Substance and Mental Health Services Administration, retrieved from this website on March, 3, 2006 <http://www.oas.samhsa.gov/2k6/methTx/methTX.htm>
- 17 National Drug Intelligence Center. (February 2005). *National Drug Threat Assessment 2005*. Johnstown, PA. U.S. Department of Justice. Retrieved on February 24, 2006 from: <http://www.usdoj.gov/ndic/pubs11/12620/meth.htm>
- 18 National Association of Counties. (January 2006) *The meth epidemic in America: Two new surveys of U.S. counties: The effect of meth on hospital emergency rooms, The challenges of treating meth abuse*. Washington D.C. Retrieved on February 27, 2006 from [http://www.naco.org/Template.cfm?Section=Meth\\_Action\\_Clearinghouse](http://www.naco.org/Template.cfm?Section=Meth_Action_Clearinghouse)
- 19 Rose, J. (2005, August 28). Oregon's meth epidemic creates thousands of "orphans," abused and neglected children who fall into the state's care after their parents are arrested. *The Oregonian*. Retrieved August 2005 from [http://www.oregonlive.com/search/index.ssf?/base/front\\_page/112514027658120.xml?oregonian?fp&coll=7](http://www.oregonlive.com/search/index.ssf?/base/front_page/112514027658120.xml?oregonian?fp&coll=7)
- 20 Data provided by Dave Thorsen, (August 4, 2005), Chief of the Fiscal Bureau of the Montana Department of Health and Human Services' Child and Family Services Division.
- 21 Lorentzen, A. (December 18, 2005). Study measures child abuse cases linked to meth. Des Moines, IA, *Associated Press*.
- 22 National Criminal Justice Reference Service. *Family Violence: Grants and Funding*. Washington D.C. U.S. Justice Department, U.S. Department of Homeland Security, and the Executive Office of the President. Retrieved from the web site on February 2, 2006 [http://www.ncjrs.gov/spotlight/family\\_violence/grants.html](http://www.ncjrs.gov/spotlight/family_violence/grants.html)
- 23 Nationwide cuts to COPS and JAG are based on the difference between the predicted yearly inflation-adjusted funding levels for a program's subfunction from FY07 through FY11 (from Table 25-12 of the Analytical Perspectives section of the President's FY07 Budget) and predicted funding levels based on the year-to-year changes between FY07 and FY11 in overall discretionary spending levels for each subfunction (from a 1/23/06 OMB computer run on President's



FY07 proposed budget.) FY06 final program appropriations are used for comparison.

<sup>24</sup> Those figures are based on the final Commerce, Justice, State Appropriations bills from FY05 (included as part of a consolidated appropriations bill, H.R. 4818, PL108-447, 12/08/04) and FY06 (H.R. 2862, PL109-108, 11/22/05 + a 1% across-the-board cut included in H.R. 2863, PL109-148, 12/30/05). All bills available through: <http://thomas.loc.gov>.

<sup>25</sup> The numbers used are actual funding levels. If adjusted for inflation the cuts would be even higher.

<sup>26</sup> The numbers used are actual funding levels. If adjusted for inflation the cuts would be even higher.

<sup>27</sup> Kennedy, D. M. (1999, May 23). A look at reacting to violence, but Boston proves something can be done. *The Washington Post*, p. B3.

<sup>28</sup> McClanahan, W. S. (2004, May). *Alive at 25: Reducing youth violence through monitoring and support*. Philadelphia, PA: Public/PrivateVentures. The Philadelphia anti-gang effort is directly funded by the Juvenile Accountability Block Grant that is proposed to be eliminated.

<sup>29</sup> Gonzales, A. R. (February 15, 2006). *Attorney General Gonzales Unveils Plan To Combat Gang Violence*. Washington D.C. U.S. Department of Justice. Retrieved on March 2, 2006 from <http://ojjdp.ncjrs.org/enews/juvjust.html>

<sup>30</sup> For Functional Family Therapy, see: Alexander, J., Pugh, C., Parsons, B., & Sexton, T. (2000). Family Functional Therapy. In D.S. Elliot (Series Ed.), *Blueprints for violence prevention: Book three*. Boulder, CO: Center for the Study and Prevention of Violence. For Multisystemic Therapy, see: Henggeler, S. W., Mihalic, S. F., Rone, L., Thomas, C., & Timmons-Mitchell, J. (1998). Multisystemic Therapy. In D.S. Elliot (Series Ed.), *Blueprints for violence prevention: Book six*. Boulder, CO: Center for the Study and Prevention of Violence. For Multidimensional Treatment Foster Care see: Chamberlain, P., & Mihalic, S. F. (1998). Multidimensional Treatment Foster Care. In D.S. Elliot (Series Ed.), *Blueprints for violence prevention: Book eight*. Boulder, CO: Center for the Study and Prevention of Violence. The Functional Family Therapy and Multi-Systemic Therapy programs have received direct funding from the Juvenile Accountability Block Grants that are proposed to be eliminated.

<sup>31</sup> These calculations are based on an analysis of the Analytical Perspectives sections of the Budget of the United States Government, Fiscal Year 2005 (Table 24-4, Executive Office of the President of the United States. Office of Management and Budget, February 2004) and the Budget of the United States Government, Fiscal Year 2007 (Table 25-4, Executive Office of the President of the United States. Office of Management and Budget, February 2006). Available at <http://www.whitehouse.gov/omb/budget/fy2007>.

<sup>32</sup> Those figures are based on the final Labor, Health and Human Services, Education bills from FY05 (included as part of a consolidated appropriations bill, H.R. 4818, PL108-447, 12/08/04) and FY06 (H.R. 3010, PL109-149, 12/30/05 + a 1% across-the-board cut included in H.R. 2863, PL109-148, 12/30/05). All bills available through: <http://thomas.loc.gov>.

<sup>33</sup> Schweinhart, L.J. (November, 2004). *The High/Scope Perry Preschool study through age 40 summary, conclusions, and frequently asked questions*. Ypsilanti, MI., High/Scope Educational Research Foundation, Retrieved on February 24, 2006 from <http://www.highscope.org/Research/PerryProject/perrymain.htm>

<sup>34</sup> Reynolds, A. J., Temple, J. A., Robertson, D. L., & Mann, E. A. (2001). Long-term effects of an early childhood intervention on educational achievement and juvenile arrest. *Journal of the American Medical Association*, 285(12), 2339-2380.

<sup>35</sup> Brown, R.C., (1956) *A Boys' Club and Delinquency: A Study of the Statistical Incidence of Juvenile Delinquency in Three Areas in Louisville Kentucky*, New York: New York University.

<sup>36</sup> The Head Start and after-school calculations are derived in a similar way. Nationwide cuts are based on the difference between the

predicted yearly inflation-adjusted funding levels for a program's subfunction from FY07 through FY11 (from Table 25-12 of the Analytical Perspectives section of the President's FY07 Budget) and predicted funding levels based on the year-to-year changes between FY07 and FY11 in overall discretionary spending levels for each subfunction (from a 1/23/06 OMB computer run on President's FY07 proposed budget.) FY06 final program appropriations are used for comparison. The figures on child care are derived in a different way. The CCDBG figures are based on the Administration's own projections that 400,000 kids will lose child care between FY05 and FY11. This estimate incorporates both discretionary and mandatory child care funding. U.S. Office of Management and Budget. (2006). Analytic perspectives, budget of the United States Government, fiscal year 2007, table 25-4. Beneficiary projections for major benefit programs. Washington, DC: U.S. Government Printing Office. p. 363.

<sup>37</sup> The only foster care cap legislation in recent years was introduced by Congressman Wally Herger of Calif. (H.R. 4856, 108th Congress). It allowed states to be reimbursed beyond capped allocations only in very limited - and unlikely - circumstances: either a state's caseload would have to grow by at least 20% in one year, or a state's caseload would have to grow by at least 15% in a year in which nationwide caseloads were up at least 10%. This bill is available through: <http://thomas.loc.gov>.

<sup>38</sup> U.S. Department of Health and Human Services. Administration on Children, Youth, and Families. Children's Bureau. (2004, August). *Foster Care FY1999 - FY2003 entries, exits, and numbers of children in care on the last day of each federal fiscal year*. Retrieved from <http://www.acf.hhs.gov/programs/cb/dis/tables/entryexit2002.htm>

<sup>39</sup> Rose, J. (2005, August 28). Oregon's meth epidemic creates thousands of "orphans," abused and neglected children who fall into the state's care after their parents are arrested. *The Oregonian*. Retrieved August 2005 from [http://www.oregonlive.com/search/index.ssf?/base/front\\_page/112514027658120.xml?oregonian?fpfp&coll=7](http://www.oregonlive.com/search/index.ssf?/base/front_page/112514027658120.xml?oregonian?fpfp&coll=7)

<sup>40</sup> Data provided by Dave Thorsen, (August 4, 2005), Chief of the Fiscal Bureau of the Montana Department of Health and Human Services' Child and Family Services Division.

<sup>41</sup> English, D.J., Widom, C.S., & Brandford, C. (2003, February 1). *Childhood victimization and delinquency, adult criminality, and violent criminal behavior: A replication and extension, final report*. [NCJRS document number 192291]. Washington, DC: U.S. Department of Justice.

<sup>42</sup> Cohen, M. A. (1998). The monetary value of saving a high-risk youth. *Journal of Quantitative Criminology*, 14(1), 5-33.

<sup>43</sup> Schweinhart, L.J. (November, 2004). *The High/Scope Perry Preschool study through age 40 summary, conclusions, and frequently asked questions*. Ypsilanti, MI., High/Scope Educational Research Foundation, Retrieved on February 24, 2006 from <http://www.highscope.org/Research/PerryProject/perrymain.htm>

<sup>44</sup> Aos, S., Lieb, R., Mayvield, J., Miller, M., & Pennucci, A. (2004, July). *Benefits and costs of prevention and early intervention programs for youth*. Retrieved August 2004 from the Washington State Institute for Public Policy Web site: <http://www.wsipp.wa.gov>





For more information or to access other reports view us at: [www.fightcrime.org](http://www.fightcrime.org)